

Performance Analysis of STAR-RIS Enhanced CoMP-NOMA Multi-Cell Networks

Muhammad Umer*, Muhammad Ahmed Mohsin*, Syed Ali Hassan*, Haejoon Jung[†], and Haris Pervaiz[‡]

*School of Electrical Engineering and Computer Science (SEECs), NUST, Pakistan

[†]Department of Electronics and Information Convergence Engineering, Kyung Hee University, Republic of Korea

[‡]School of Computer Science and Electronic Engineering (CSEE), University of Essex, UK

Email: {mumer.bee20seecs, mmohsin.bee20seecs, ali.hassan}@seecs.edu.pk,

haejoonjung@khu.ac.kr, haris.pervaiz@essex.ac.uk

Abstract—In this paper, we present a novel approach to enhance data rates in a multi-cell network through a pertinent combination of simultaneously transmitting and reflecting reconfigurable intelligent surfaces (STAR-RISs), non-orthogonal multiple access (NOMA), and coordinated multi-point transmission (CoMP). Through the strategic deployment of STAR-RISs and CoMP for mitigation of inter-cell interference (ICI), data rates for cell-edge users are significantly improved. The system’s overall performance is further optimized by employing exhaustive iteration techniques. Additionally, this paper explores the resource sharing of STAR-RIS among both the transmitting and receiving elements of the network through element splitting and amplitude adjustments. These findings offer valuable insights for the future design and optimization of wireless communication systems.

Index Terms—NOMA, CoMP, STAR-RIS, 6G, performance analysis, outage probability.

I. INTRODUCTION

Reconfigurable intelligent surfaces (RISs) offer a promising solution for enhancing spectral efficiency (SE) and coverage in sixth-generation (6G) wireless networks [1], [2]. They are a 2-D metasurface equipped with low-cost, eco-friendly passive elements. Being passive in nature, these devices can enhance signal coverage by adjusting both phase and amplitude so that the signals are combined constructively at the desired receiver. Their passive behavior promotes green internet in digital ecosystems, providing higher data rates and spectral efficiency while being cost-effective. RIS only passively recycles signals that are already part of the wireless network. Despite its advantage of improving the data rates and signal coverage, these surfaces impose a problem called the half-space problem, which requires that the impinging signal and the user must be located on the same side of RIS, introducing additional constraints to the system, as in [3].

To overcome this limitation, recent research in developing metasurfaces and advanced fabrication technologies led to a novel idea of simultaneously transmitting and reflecting RIS (STAR-RIS), which divides its elements so that some take part in reflection and the rest in transmission. STAR-RISs can enhance the coverage of impinging signals by providing a virtual line-of-sight (vLoS) path to both sides of the surface, solving the half-space problem.

The quest for improved performance in cellular networks has prompted the deployment of numerous low-power, cost-effective, and compact base stations (BSs). However, this proliferation has given rise to a formidable cross-tier ICI obstacle, which hinders further advancements. Furthermore, the substantial power consumption resulting from the dense BS deployment presents a pressing challenge.

Coordinated multi-point (CoMP) techniques are a promising solution to address these issues. By leveraging high-speed fronthaul links and sharing channel state information (CSI) among base stations (BSs), CoMP networks allow BSs to coordinate their transmissions to reduce ICI and enhance the overall network performance. To mitigate the severe ICI effects in multi-cell NOMA networks and further improve network spectral efficiency, the integration of CoMP and NOMA, known as CoMP NOMA networks, has recently attracted significant attention [4], [5]. However, coordination among all the BSs is challenging due to inaccurate CSI, additional synchronization across cells, and additional signal processing.

On the other hand, power-domain non-orthogonal multiple access (NOMA) has been regarded as a promising multiple access candidate to satisfy the ever-evolving requirements of next generation wireless networks. NOMA allows multiple users to share the same time and frequency resources by superposing their signals in the power domain. This results in more efficient use of spectrum resources and improved performance over orthogonal multiple access (OMA) techniques, especially in terms of outage probability and ergodic sum-rate [6], [7].

In this paper, we consider a STAR-RIS-enhanced CoMP-NOMA network and present a detailed analysis of the achievable rates of cellular users. The main contributions of this paper can be summarized as follows.

- A novel model for the joint utilization of STAR-RISs and CoMP-NOMA to enhance the system performance in a multi-cell network. By strategically deploying STAR-RISs, we are able to improve the network coverage and outage conditions of the cell-edge user.
- Investigating the impact of CoMP and non-CoMP systems on diverse performance metrics, we demonstrate the superiority of strategically placed and optimized STAR-RISs over conventional systems.

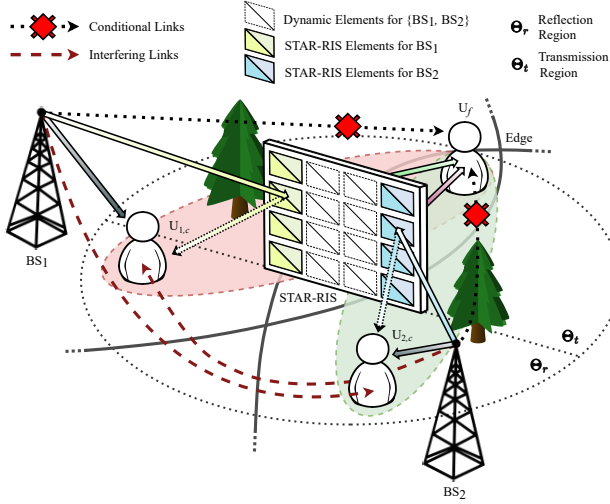


Fig. 1. An illustration of STAR-RIS-aided coordinated NOMA cluster.

- Investigating the impact of assigning STAR-RIS elements to BSs based on the channel conditions and optimizing amplitude adjustments for transmission and reflection regions on the achievable network sum-rate.

II. SYSTEM MODEL

A. System Layout

As shown in Fig. 1, we consider a narrow-band two-cell CoMP-NOMA downlink communication system operating over frequency-flat channels with a STAR-RIS comprising K elements, which are strategically positioned at the intersection of the cells. Let the index sets be defined as $\mathcal{I} = \{1, 2\}$ for the two BSs, $\mathcal{C} = \{1, 2, \dots, C\}$ for the cell-center users, and $\mathcal{F} = \{1, 2, \dots, F\}$ for the cell-edge users, where C , and F represent the cardinality of \mathcal{C} , and \mathcal{F} , respectively. Additionally, let $\mathcal{U} = \{\mathcal{M} \cup \mathcal{N} \cup \mathcal{F}\}$ be the set of all users in the system. For simplicity, we only focus on the typical scenario, where each BS is equipped with a single antenna, establishing communication links with one single-antenna cell-center user and one single-antenna cell-edge user. Thus, in this context, we have $M = 1$, $N = 1$, and $F = 1$. In addition, $\forall i \in \mathcal{I}$, $c \in \mathcal{C}$, and $f \in \mathcal{F}$, $U_{i,c}$ is placed in the reflection region Θ_r , while U_f is placed in the transmission region Θ_t of the STAR-RIS.

The BSs employ power-domain NOMA techniques to communicate with the users. Specifically, $\forall i \in \mathcal{I}$, $c \in \mathcal{C}$, and $f \in \mathcal{F}$, BS_i forms the NOMA pair $(U_{i,c}, U_f)$, where $U_{i,c}$ is the cell-center user of BS_i . Consequently, the U_f is part of two NOMA pairs, each cluster served by a different BS. To mitigate the strong ICI experienced by U_f , CoMP is adopted between the two BSs. In addition, it is assumed that the BSs are connected to a central processing unit (CPU) via high-speed fronthaul links, facilitating seamless information sharing and coordinated transmissions among them.

In this paper, perfect CSI is assumed to be available at the BSs. While this is a challenging assumption in practice,

recent advances in channel estimation techniques for RIS-enabled wireless networks have shown that it is possible to achieve accurate CSI [3], [8], [9] with a reasonable amount of overhead. These estimation methods can also be applied to STAR-RISs, but are beyond the scope of this work.

B. Channel Model

For each communication link in the system, we take into account both large-scale fading and small-scale fading effects. Due to the relatively large propagation distances and the scattering effect of the links between BS_i and U_u , $\forall i \in \mathcal{I}$ and $u \in \mathcal{U}$, the channels are assumed to follow Rayleigh fading, expressed as:

$$\mathbf{h}_{i,u} = \sqrt{\frac{\rho_o}{PL(d_{i,u})}} \mathbf{v}_{i,u}, \quad (1)$$

where $\mathbf{v}_{i,u}$ is a complex Gaussian random variable that follows a Rayleigh distribution with zero mean and unit variance, ρ_o is the reference path-loss at a distance of 1 m, $PL(d_{i,u})$ is the large scale path-loss, modeled as $PL(d_{i,u}) = (d_{i,u})^{\alpha_{i \rightarrow u}}$, where $d_{i,u}$ is the distance and $\alpha_{i \rightarrow u}$ is the path-loss exponent between the BS_i and U_u , respectively.

On the contrary, the link between the STAR-RIS, hereafter represented by R , and BS_i is assumed to exhibit a dominant line-of-sight (LoS) path [10]. Therefore, these links are subject to the Rician fading, where their channel coefficients are expressed as:

$$\mathbf{h}_{i,R} = \sqrt{\frac{\rho_o}{PL(d_{i,R})}} \left(\sqrt{\frac{\kappa_{i,R}}{\kappa_{i,R} + 1}} \mathbf{v}_{i,R} + \sqrt{\frac{1}{\kappa_{i,R} + 1}} \mathbf{v}_{i,R} \right), \quad (2)$$

where $d_{i,R}$ is the distance between the BS_i and R , $\kappa_{i,R}$ represents the Rician factor, $\mathbf{v}_{i,R}$ represents the deterministic LoS components, and $\mathbf{v}_{i,R}$ denotes the complex Gaussian random variables, each following a Rayleigh distribution with zero mean and unit variance, thus representing the NLoS components. The links between R and U_u , $\forall u \in \mathcal{U}$, are also modeled in a similar fashion.

C. STAR-RIS Model

The energy splitting (ES) model of the STAR-RIS array can be mathematically characterized by the following respective transmission- and reflection-coefficient matrices [11]:

$$\Theta_r = \sqrt{\beta^r} \text{diag}(e^{j\theta_1^r}, e^{j\theta_2^r}, \dots, e^{j\theta_K^r}), \quad (3)$$

$$\Theta_t = \sqrt{\beta^t} \text{diag}(e^{j\theta_1^t}, e^{j\theta_2^t}, \dots, e^{j\theta_K^t}), \quad (4)$$

where $\beta^t, \beta^r \in [0, 1]$ and $\theta_k^t, \theta_k^r \in [0, 2\pi)$, $\forall k \in \mathcal{K} \triangleq \{1, 2, \dots, K\}$. The phase shifts for transmission and reflection (i.e., θ_k^t and θ_k^r) can generally be chosen independently of each other [12]. However, the amplitude adjustments for transmission and reflection are coupled by the law of conservation of energy. Assuming the STAR-RIS does not impose any power loss, the relation between the amplitude coefficients (i.e., β^t and β^r) is expressed as $\beta^t + \beta^r = 1$. To reduce the signaling overhead between the STAR-RIS and the BSs, all elements

are adjusted to have the same transmission and reflection coefficients.

III. PERFORMANCE ANALYSIS

A. Rate Analysis

To analyze the rates achieved for users in the system model shown in Fig. 1, we first present the signal model. Specifically, $\forall i \in \mathcal{I}$, $c \in \mathcal{C}$, and $f \in \mathcal{F}$, let the tuple $(U_{1,c}, U_{2,c}, U_f)$ represent the coordinated NOMA cluster, and let P_1 and P_2 denote the transmit powers of BS₁ and BS₂, respectively. This signal model serves as the foundation for evaluating the achieved rates and optimizing the system performance in the considered cluster. Additionally, let $x_{1,c}$, $x_{2,c}$, and x_f represent the message signal intended for $U_{1,c}$, $U_{2,c}$, and U_f , respectively. Each BS _{i} broadcasts a superimposed signal of the messages intended for users within its coverage region, $U_{i,c}$ and U_f , and expressed as [13]:

$$x_i = \sqrt{\zeta_{i,c} P_i} x_{i,c} + \sqrt{\zeta_{i,f} P_i} x_f, \quad (5)$$

where $\zeta_{i,c}$ and $\zeta_{i,f}$ are the power allocation (PA) factors assigned by BS _{i} to users $U_{i,c}$ and U_f , respectively. It is important to note that $U_{i,c}$ experiences stronger channel conditions compared to U_f , making it the dominant NOMA user in the pair $(U_{i,c}, U_f)$ formed by BS _{i} . Following the principle of NOMA, $U_{i,c}$ should be capable of detecting and decoding the message intended for U_f . This principle also implies that $\zeta_{i,c} < 0.5$, or $0.5 < \zeta_{i,f} < 1$ [14], [15].

For brevity, we only define the rate achieved by $U_{1,c}$ from the set of cell-center users \mathcal{C} , as the same steps could be extended to define the rate of $U_{i,c}$, $\forall i \in \mathcal{I}$ and $c \in \mathcal{C}$. The received signal at $U_{1,c}$ can be written as:

$$y_{1,c} = \mathbf{h}_{1,c} x_1 + \mathbf{h}_{2,c'} x_2 + N_o, \quad (6)$$

where N_o is an additive white Gaussian noise (AWGN), i.e., $N_o \sim \mathcal{CN}(0, \sigma^2)$. Further, $\mathbf{h}_{2,c'}$ is the channel corresponding to the link between BS₂ and $U_{1,c}$, which is the cell-center user of BS₁, and represents the ICI experienced by $U_{1,c}$. By utilizing successive interference cancellation (SIC) techniques, $U_{1,c}$ first decodes the message signal of U_f (i.e., x_f) and then removes it from $y_{1,c}$ to decode its own message (i.e., $x_{1,c}$). Based on this approach, the signal-to-interference-and-noise ratio (SINR) and the corresponding achievable rate at $U_{1,c}$ for decoding the message of U_f can be expressed as:

$$\gamma_{1,c \rightarrow f} = \frac{\zeta_{1,f} P_1 |\mathbf{H}_{1,c}|^2}{\zeta_{1,c} P_1 |\mathbf{H}_{1,c}|^2 + P_2 |\mathbf{h}_{2,c'}|^2 + \sigma^2}, \quad (7)$$

$$\mathcal{R}_{1,c \rightarrow f} = \log_2(1 + \gamma_{1,c \rightarrow f}), \quad (8)$$

where $\mathbf{H}_{1,c} = \mathbf{h}_{1,c} + \mathbf{h}_{R,c}^H \mathbf{\Theta}_r \mathbf{h}_{1,R}$ represents the combined channel from BS₁ to $U_{1,c}$. Furthermore, the SINR and the corresponding achievable rate of $U_{1,c}$ for decoding its own message can be expressed as:

$$\gamma_{1,c} = \zeta_{1,c} \frac{P_1 |\mathbf{H}_{1,c}|^2}{P_2 |\mathbf{h}_{2,c'}|^2 + \sigma^2}, \quad (9)$$

$$\mathcal{R}_{1,c} = \log_2(1 + \gamma_{1,c}). \quad (10)$$

On the contrary, U_f , belonging to two NOMA pairs, receives its signal through the broadcasts from each BS _{i} , $\forall i \in \mathcal{I}$. Thus, the received signal at U_f can be expressed as:

$$y_f = \mathbf{H}_{1,f} x_1 + \mathbf{H}_{2,f} x_2 + N_o, \quad (11)$$

where $\mathbf{H}_{1,f}$ and $\mathbf{H}_{2,f}$ represent the combined channels from BS₁ to U_f and from BS₂ to U_f , and can be expressed as $\mathbf{H}_{1,f} = \mathbf{h}_{1,f} + \mathbf{h}_{R,f}^H \mathbf{\Theta}_t \mathbf{h}_{1,R}$ and $\mathbf{H}_{2,f} = \mathbf{h}_{2,f} + \mathbf{h}_{R,f}^H \mathbf{\Theta}_t \mathbf{h}_{2,R}$, respectively. Given that non-coherent JT-CoMP is taken into consideration, the SINR and the corresponding achievable rate at U_f can be expressed as [16], [17]:

$$\gamma_f = \frac{\zeta_{1,f} P_1 |\mathbf{H}_{1,f}|^2 + \zeta_{2,f} P_2 |\mathbf{H}_{2,f}|^2}{\zeta_{1,c} P_1 |\mathbf{H}_{1,f}|^2 + \zeta_{2,c} P_2 |\mathbf{H}_{2,f}|^2 + \sigma^2}, \quad (12)$$

$$\mathcal{R}_f = \log_2(1 + \gamma_f). \quad (13)$$

B. Outage Probability Analysis

To further investigate the efficacy of strategically placing the STAR-RIS in improving the system performance, we analyze the outage probability experienced by cellular users. Following the principles of NOMA, $\forall i \in \mathcal{I}$, $c \in \mathcal{C}$, and $f \in \mathcal{F}$, if $U_{i,c}$ cannot decode x_f , or is capable of decoding x_f but not $x_{i,c}$, an outage occurs, the probability of which is expressed as [18]:

$$\mathcal{P}_{i,c} = \Pr(\gamma_{i,c \rightarrow f} < \gamma_{th_f}) + \Pr(\gamma_{i,c \rightarrow f} > \gamma_{th_f}, \gamma_c < \gamma_{th_c}), \quad (14)$$

where γ_{th_f} and γ_{th_c} represent the outage thresholds for U_f and $U_{i,c}$, respectively. Similarly, with regards to U_f , an outage occurs when it fails to decode x_f , and the corresponding outage probability is expressed as:

$$\mathcal{P}_f = \Pr(\gamma_f < \gamma_{th_f}). \quad (15)$$

C. Problem Formulation

Based on the analysis conducted above, the joint network sum-rate optimization problem for a single coordinated NOMA cluster aided by the STAR-RIS can be formulated as:

$$\max_{\mathcal{A}, \mathbf{\Theta}, \mathbf{K}_A} \mathcal{R}_{\text{sum}} = \sum_{i=1}^2 \mathcal{R}_{i,c} + \mathcal{R}_f, \quad (16)$$

$$\text{s.t. } \mathcal{R}_f \geq \mathbf{R}_{\min}^f, \forall f \in \mathcal{F},$$

$$\mathcal{R}_{i,c} \geq \mathbf{R}_{\min}^{i,c}, \forall i \in \mathcal{I}, c \in \mathcal{C},$$

$$\zeta_{i,c} + \zeta_f \leq 1, \forall i \in \mathcal{I}, c \in \mathcal{C}, f \in \mathcal{F},$$

$$\theta_k^t \in [0, 2\pi), k \in \mathcal{K}$$

$$\theta_k^r \in [0, 2\pi), k \in \mathcal{K}$$

$$\beta_t + \beta_r = 1,$$

$$P_i \leq P_{\max}^i, i \in \mathcal{I},$$

$$\sum_1^i \mathbf{K}_A^i \leq K, i \in \mathcal{I}, k \in \mathcal{K},$$

where \mathbf{R}_{\min}^f and $\mathbf{R}_{\min}^{i,c}$ represent the minimal achievable rates at U_f and $U_{i,c}$, respectively. Further, P_{\max}^i is the maximum transmit power for each BS, whereas \mathcal{A} represents the PA

factors of a single NOMA pair in the cluster. In addition, Θ represents all the phase shifts associated with STAR-RIS, and \mathbf{K}_A is splitting STAR-RIS resources among the BSs.

As the CSI is fully estimated at the BSs, the optimal phase shift for each element $k \in \mathcal{K}$ can be computed [19], to solve the objective in (16) as follows:

$$\theta_k^p = \text{mod}[\arg(\mathbf{h}_{i,q}) - \arg(\mathbf{h}_{i,R} \cdot \mathbf{h}_{R,q}), 2\pi], \quad (17)$$

where $\arg(\cdot)$ is the argument function and is utilized to compute the phase of the channels, while $p \in \{t, r\}$ represents transmission and reflection regions of STAR-RIS, respectively. Also, $q \in \mathcal{C}$ when $p = t$, and $q \in \mathcal{F}$ when $p = r$. We adopt fixed empirical optimizations to address the joint network sum-rate optimization problem (16). Furthermore, we analyze the impact of distributing the STAR-RIS elements among the BSs by systematically exploring all conceivable splitting configurations through an exhaustive iteration process.

Advanced optimization techniques could potentially offer further improvements. However, the primary focus of this work is to showcase the fundamental enhancements attained by strategically deploying the STAR-RIS and distributing its resources among the BSs within the coordinated cluster.

IV. NUMERICAL RESULTS

A. Simulation Setup

We consider an outdoor environment where the transmission bandwidth of the network is set to $B = 1$ MHz, and the power of AWGN is set to $\sigma^2 = -174 + 10 \log_{10}(B)$ (dBm) with a noise figure N_F of 12 dB. For simplicity, we assume that the transmit powers of both BS₁ and BS₂ are identical, expressed as $P_1 = P_2 = P_t$. Moreover, the PA factors for $U_{1,c}$, $U_{2,c}$, and U_f are fixed to $\zeta_{1,c} = \zeta_{2,c} = 0.3$ and $\zeta_f = 0.7$, respectively.

In the three-dimensional Cartesian coordinate system, the locations of BS₁ and BS₂, each with a coverage radius of 60 m, are set to (-50m, 0m, 25m) and (50m, 0m, 25m) respectively. The STAR-RIS is strategically placed at the intersection of the two cells, near U_f , specifically, at the coordinates (0m, 25m, 5m). Additionally, the cellular users $U_{1,c}$, $U_{2,c}$, and U_f are positioned at (-40m, 18m, 1m), (30m, 22m, 1m), and (0m, 35m, 1m), respectively. Some specific parameters used for simulation are outlined in Table I.

TABLE I
SIMULATION PARAMETERS

Parameters	Values
Path-loss exponent of BS _{<i>i</i>} -(U _{<i>c</i>} , RIS) links	$\alpha_{i \rightarrow c} = 3$
Path-loss exponent of BS _{<i>i</i>} -U _{<i>f</i>} link	$\alpha_{i \rightarrow f} = 3.5$
Path-loss exponent BS _{<i>i</i>} -RIS links	$\alpha_{i \rightarrow R} = 3$
Path-loss exponent of RIS-U _{<i>c</i>} links	$\alpha_{R \rightarrow c} = 2.7$
Path-loss exponent of RIS-U _{<i>f</i>} link	$\alpha_{R \rightarrow f} = 2.3$
Path-loss exponent of Interfering links	$\alpha_{i \rightarrow c'} = 4$
Rician factor of RIS-U _{<i>c</i>} links	$\kappa_{R \rightarrow c} = 3$ dB
Rician factor of RIS-U _{<i>f</i>} link	$\kappa_{R \rightarrow f} = 4$ dB

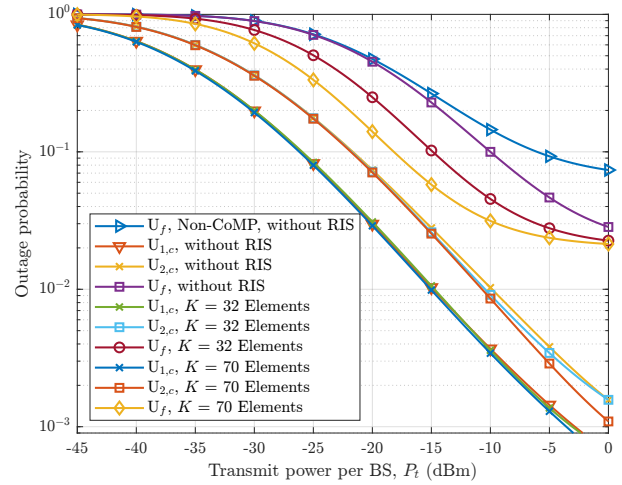


Fig. 2. Outage probability of all the users ($U_{1,c}$, $U_{2,c}$, U_f) versus P_t , for $\beta^t = 0.5$, $\beta^r = 0.5$, and $\mathbf{K}_A^1 = \mathbf{K}_A^2 = K/2$, when $K > 0$.

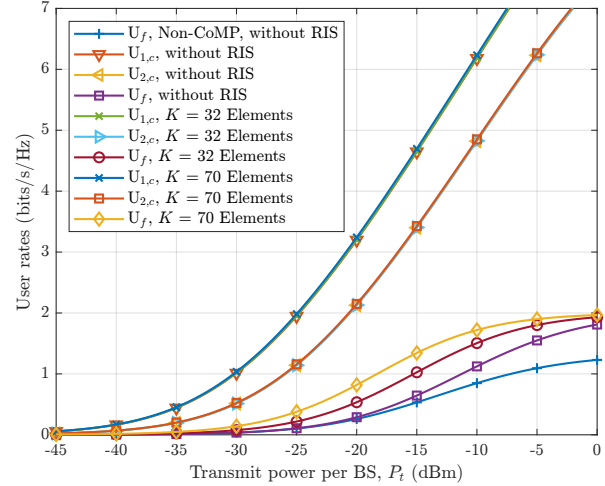


Fig. 3. Achievable rates of all the users ($U_{1,c}$, $U_{2,c}$, U_f) versus P_t , for $\beta^t = 0.5$, $\beta^r = 0.5$, and $\mathbf{K}_A^1 = \mathbf{K}_A^2 = K/2$, when $K > 0$.

B. Impact of the Number of STAR-RIS Elements

The outage probabilities and achievable rates for each user in the cluster are presented in Figs. 2 and 3, respectively. For simplicity, we set the outage thresholds of all users (i.e., $\gamma_{1,c}$, $\gamma_{2,c}$, and γ_f) to 0 dB. With an increase in the number of elements K , we observe a notable reduction in the outage probability of the cell-edge user U_f . This improvement is attributed to the enhanced data coverage facilitated by the STAR-RIS [20]. Note that outage probabilities of $U_{1,c}$ and $U_{2,c}$ do not experience any substantial improvements, as their links are already dominated by the near base station BS₁ and BS₂, respectively. Moreover, due to strong ICI experienced by U_f in the non-CoMP configuration, it experiences high outage probabilities, for all transmission power levels. The same trend is observed in the evaluation of user rates, with higher numbers of STAR-RIS elements leading to improved user rates.

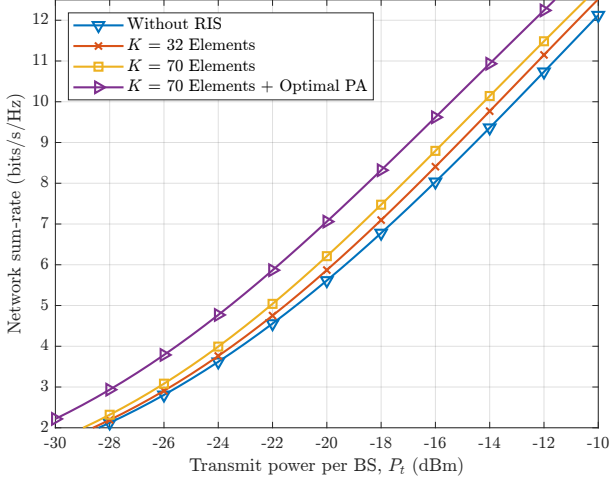


Fig. 4. Achievable network sum-rate versus P_t , for $\beta^t = 0.5$, $\beta^r = 0.5$, and $\mathbf{K}_A^1 = \mathbf{K}_A^2 = K/2$, when $K > 0$.

C. Coordinated NOMA Power Allocation Factors

The impact of PA factors in the coordinated NOMA cluster is evaluated in Fig. 4. The optimization problem of PA factors in a NOMA pair is formulated as follows

$$\begin{aligned} \max_{\mathbf{A}} \quad & \mathcal{R}_{i,c} + \mathcal{R}_f, \\ \text{s.t.} \quad & \zeta_{i,c} + \zeta_f \leq 1, \forall i \in \mathcal{I}, c \in \mathcal{C}, f \in \mathcal{F}, \\ & 0.5 < \zeta_{i,f} < 1, \forall f \in \mathcal{F}. \end{aligned} \quad (18)$$

Following the methodology proposed in [21], we obtain the optimal PA factors for the two NOMA pairs (i.e., $\mathbf{U}_{1,c}$, \mathbf{U}_f) and ($\mathbf{U}_{2,c}$, \mathbf{U}_f). For the purpose of assessing the impact of power allocation factors on top of the STAR-RIS enhancements, we specifically focus on the case for a configuration with $K = 70$ elements. Notably, this configuration yields the highest network sum-rate among all considered cases.

D. Exhaustive STAR-RIS Element Allocation

By performing exhaustive iterations over all potential combinations of STAR-RIS element assignments to BS₁ and BS₂ (i.e., \mathbf{K}_A^1 and \mathbf{K}_A^2) in one dimension and exploring various transmission and reflection amplitude adjustments (i.e., β_t and β_r) in another dimension, with $P_t = -15$ dBm, we plot the network sum-rate as a function of said dimensions. As evident from Fig. 5, the network sum-rate peaks when $\beta_t > \beta_r$. This observation aligns with the expectations, considering that the STAR-RIS is strategically positioned near \mathbf{U}_f , located in the transmission region Θ_t , thereby leading to an optimal network sum-rate.

E. Spectral Efficiency & Energy Efficiency Trade-off

In Fig. 6, we present the evaluation of the trade-off between spectral efficiency (SE) and energy efficiency (EE). At circuit power $P_{\text{circuit}} = 0$ dBm and the optimal operating point, it is evident that with a larger number of elements K , the system achieves the highest EE. This observation can be attributed to the passive nature of STAR-RIS elements, which enhance

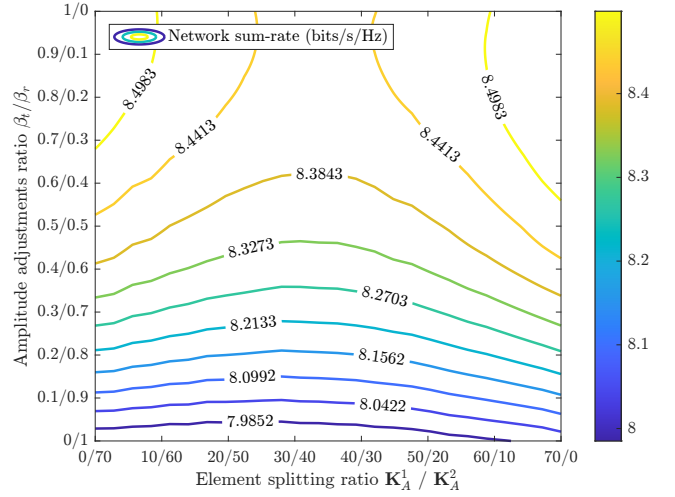


Fig. 5. Contour plot of network sum-rate as a function of STAR-RIS element allocation to BSs and amplitude adjustments for $P_t = -15$ dBm.

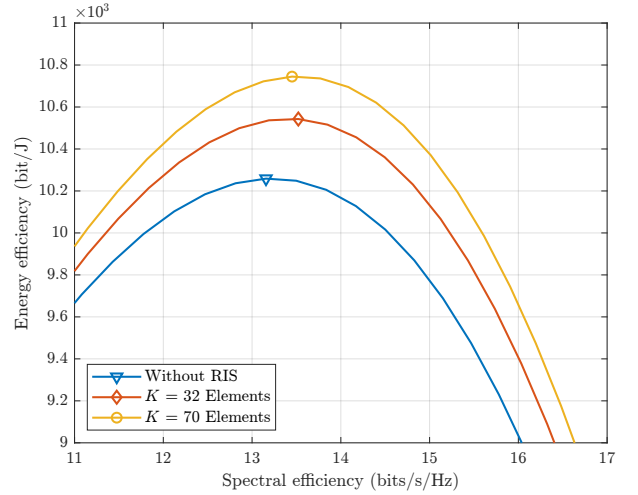


Fig. 6. SE and EE trade-off with different STAR-RIS settings, for $P_{\text{circuit}} = 0$ dBm, and $P_t = -50$ dBm to 30 dBm. Additionally, $\beta^t = 0.5$, $\beta^r = 0.5$, and $\mathbf{K}_A^1 = \mathbf{K}_A^2 = K/2$, when $K > 0$.

the effective channel between the BSs and users by leveraging phase shifts, consequently resulting in a higher network sum-rate.

V. CONCLUSION

In this paper, we present a novel approach for STAR-RIS CoMP-NOMA networks, aiming to maximize data rates and improve outage conditions for all cellular users. By thoroughly optimizing STAR-RIS resources, this study effectively harnesses the synergies between STAR-RIS and CoMP-NOMA networks, resulting in elevated data rates and expanded network coverage. An essential aspect of this study is including the cell-edge user within the NOMA pairs formed by each BS, leading to higher diversity gains. Our findings pave the way for potential future research directions, such as exploring the scalability and adaptability of the proposed approach to large-scale networks and diverse communication scenarios.

Additionally, future extensions of this work could consider advanced optimization techniques, such as deep reinforcement learning, to address resource allocation challenges.

ACKNOWLEDGEMENT

The first two authors, M. Umer and M. A. Mohsin, contributed equally to this paper. The work of H. Jung was supported by the Korea government (Ministry of Science and ICT) in part under the National Research Foundation of Korea (NRF) grants (NRF-2022R1A4A3033401, NRF-2022R1F1A1065367, NRF-2021M1A2A2061357) and in part under the ITRC support programs (IITP-2023-2021-0-02046) and in part under the Convergence security core talent training business support program (IITP-2023-RS-2023-00266615) supervised by the IITP.

REFERENCES

- [1] Q. Wu and R. Zhang, "Towards smart and reconfigurable environment: Intelligent reflecting surface aided wireless network," *IEEE communications magazine*, vol. 58, no. 1, pp. 106–112, 2019.
- [2] M. Di Renzo, A. Zappone, M. Debbah, M.-S. Alouini, C. Yuen, J. De Rosny, and S. Tretyakov, "Smart radio environments empowered by reconfigurable intelligent surfaces: How it works, state of research, and the road ahead," *IEEE journal on selected areas in communications*, vol. 38, no. 11, pp. 2450–2525, 2020.
- [3] T. Hou, J. Wang, Y. Liu, X. Sun, A. Li, and B. Ai, "A joint design for star-ris enhanced noma-comp networks: A simultaneous-signal-enhancement-and-cancellation-based (ssecb) design," *IEEE Transactions on Vehicular Technology*, vol. 71, no. 1, pp. 1043–1048, 2021.
- [4] M. S. Ali, E. Hossain, A. Al-Dweik, and D. I. Kim, "Downlink power allocation for comp-noma in multi-cell networks," *IEEE Transactions on Communications*, vol. 66, no. 9, pp. 3982–3998, 2018.
- [5] M. Elhatab, M.-A. Arfaoui, and C. Assi, "Comp transmission in downlink noma-based heterogeneous cloud radio access networks," *IEEE Transactions on Communications*, vol. 68, no. 12, pp. 7779–7794, 2020.
- [6] Z. Ding, Z. Yang, P. Fan, and H. V. Poor, "On the performance of non-orthogonal multiple access in 5g systems with randomly deployed users," *IEEE Signal Processing Letters*, vol. 21, no. 12, pp. 1501–1505, 2014.
- [7] X. Yue, Z. Qin, Y. Liu, S. Kang, and Y. Chen, "A unified framework for non-orthogonal multiple access," *IEEE Transactions on Communications*, vol. 66, no. 11, pp. 5346–5359, 2018.
- [8] L. Wei, C. Huang, G. C. Alexandropoulos, C. Yuen, Z. Zhang, and M. Debbah, "Channel estimation for ris-empowered multi-user mimo wireless communications," *IEEE Transactions on Communications*, vol. 69, no. 6, pp. 4144–4157, 2021.
- [9] A. Taha, M. Alrabeiah, and A. Alkhateeb, "Enabling large intelligent surfaces with compressive sensing and deep learning," *IEEE access*, vol. 9, pp. 44304–44321, 2021.
- [10] Y. Guo, Z. Qin, Y. Liu, and N. Al-Dhahir, "Intelligent reflecting surface aided multiple access over fading channels," *IEEE Transactions on Communications*, vol. 69, no. 3, pp. 2015–2027, 2020.
- [11] X. Mu, Y. Liu, L. Guo, J. Lin, and R. Schober, "Simultaneously transmitting and reflecting (star) ris aided wireless communications," *IEEE Transactions on Wireless Communications*, vol. 21, no. 5, pp. 3083–3098, 2021.
- [12] J. Xu, Y. Liu, X. Mu, and O. A. Dobre, "Star-riss: Simultaneous transmitting and reflecting reconfigurable intelligent surfaces," *IEEE Communications Letters*, vol. 25, no. 9, pp. 3134–3138, 2021.
- [13] Y. Saito, Y. Kishiyama, A. Benjebbour, T. Nakamura, A. Li, and K. Higuchi, "Non-orthogonal multiple access (noma) for cellular future radio access," in *2013 IEEE 77th vehicular technology conference (VTC Spring)*, pp. 1–5, IEEE, 2013.
- [14] M. Obeed, H. Dahrouj, A. M. Salhab, S. A. Zummo, and M.-S. Alouini, "User pairing, link selection, and power allocation for cooperative noma hybrid vlc/rf systems," *IEEE Transactions on Wireless Communications*, vol. 20, no. 3, pp. 1785–1800, 2020.
- [15] A. Salem and L. Musavian, "Noma in cooperative communication systems with energy-harvesting nodes and wireless secure transmission," *IEEE Transactions on Wireless Communications*, vol. 20, no. 2, pp. 1023–1037, 2020.
- [16] R. Tanbourgi, S. Singh, J. G. Andrews, and F. K. Jondral, "A tractable model for noncoherent joint-transmission base station cooperation," *IEEE Transactions on Wireless Communications*, vol. 13, no. 9, pp. 4959–4973, 2014.
- [17] M. Elhatab, M. A. Arfaoui, C. Assi, and A. Ghayeb, "Ris-assisted joint transmission in a two-cell downlink noma cellular system," *IEEE Journal on Selected Areas in Communications*, vol. 40, no. 4, pp. 1270–1286, 2022.
- [18] X. Yue, J. Xie, Y. Liu, Z. Han, R. Liu, and Z. Ding, "Simultaneously transmitting and reflecting reconfigurable intelligent surface assisted noma networks," *IEEE Transactions on Wireless Communications*, vol. 22, no. 1, pp. 189–204, 2023.
- [19] Q. Wu and R. Zhang, "Intelligent reflecting surface enhanced wireless network via joint active and passive beamforming," *IEEE transactions on wireless communications*, vol. 18, no. 11, pp. 5394–5409, 2019.
- [20] T. Wang, M.-A. Badiu, G. Chen, and J. P. Coon, "Outage probability analysis of star-ris assisted noma network with correlated channels," *IEEE Communications Letters*, vol. 26, no. 8, pp. 1774–1778, 2022.
- [21] F. Fang, H. Zhang, J. Cheng, and V. C. Leung, "Energy-efficient resource allocation for downlink non-orthogonal multiple access network," *IEEE Transactions on Communications*, vol. 64, no. 9, pp. 3722–3732, 2016.